







TECHNICAL DATA SHEET - FORGOTTEN WOOD SPECIES




ELM




BQE 401 MEDIUM POWDER



001 PRODUCT DESCRIPTION

	Wood type	Elm
	Grading	Prime/Rustic A, Natural B
	Core/backing	Birch plywood
	Coating	Custom -> multiple reactive stains & oils
	Texture	Smooth
	Bevel	Micro V, 2 side

		Straight		
	Thickness/ surface	19/32"- 5/32" (15/4 mm)	19/32"- 5/32" (15/4 mm)	19/32"- 5/32" (15/4 mm)
	Width	5 45/64" (145 mm)	7 3/32" (180 mm)	8 21/32" (220 mm)
	Length	59 1/16" to 114 11/64" (1500 to 2900 mm)	59 1/16" to 114 11/64" (1500 to 2900 mm)	59 1/16" to 114 11/64" (1500 to 2900 mm)

		Straight		
	Thickness/ surface	15/4 19/32"- 5/32" (15/4 mm)	19/32"- 5/32" (15/4 mm)	19/32"- 5/32" (15/4 mm)
	Width	9 29/64" (240 mm)	10 15/64" (260 mm)	11 13/16" (300 mm)
	Length	59 1/16" to 114 11/64" (1500 to 2900 mm)	59 1/16" to 114 11/64" (1500 to 2900 mm)	59 1/16" to 114 11/64" (1500 to 2900 mm)

003 TECHNICAL PERFORMANCE

	Norm	En 14342
	FSC	CU-COC-874752
	Formaldehyde emission class	Carb2 compliant
	Flammability class	Dfl-s1
	Underfloor heating	Yes - Warranty certificate available 
	Floor cooling	Yes - Warranty certificate available 
	Thermal conductivity	0.17 W/mK
	Moisture content	7 % (+/- 2%)
	Advisory use	Suitable for: residential, commercial, Hospitality, Retail

004 ADDITIONAL INFORMATION

	Installation	Glued down
	Jointing	Tongue and groove
	Sanding	Yes (1 mm per sanding)

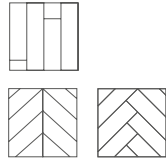


PRIME/RUSTIC A

Knots: Very few

Cracks: none

Sapwood: none



NATURAL B

Knots: unlimited/filled

Cracks: permitted

Sapwood: none

